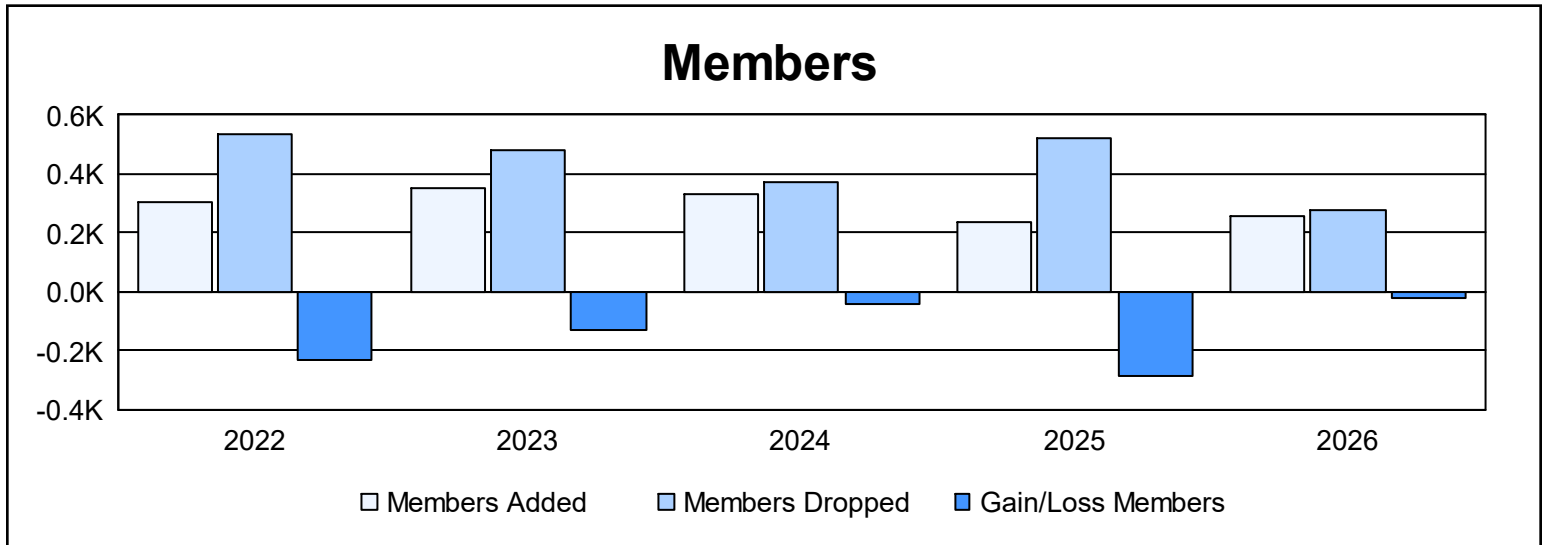
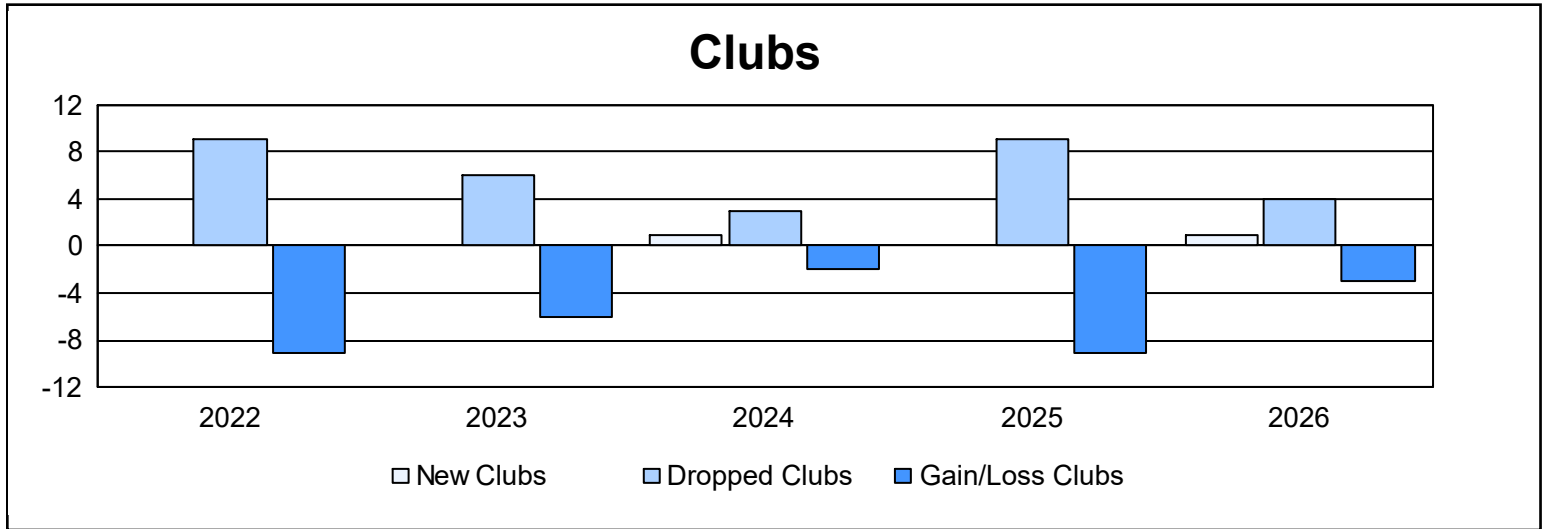


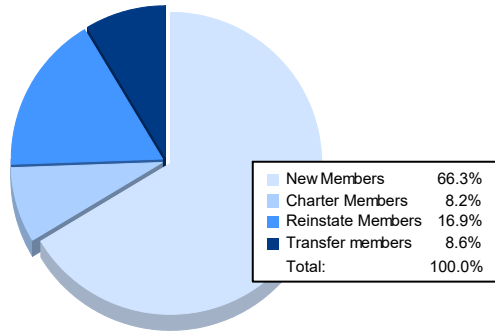
Multiple District 29

As of March 2026 Cumulative

Year	New Clubs	Dropped Clubs	Gain/ Loss Clubs	New Members	Charter Members	Reinstate Members	Transfer Members	Total Member Added	Total Members Dropped	Gain/ Loss Members
2021-2022	0	9	-9	274	3	17	9	303	532	-229
2022-2023	0	6	-6	272	0	40	38	350	481	-131
2023-2024	1	3	-2	258	25	8	39	330	369	-39
2024-2025	0	9	-9	204	0	22	10	236	519	-283
2025-2026	1	4	-3	169	21	43	22	255	279	-24
Average	0	6	-6	235	10	26	24	295	436	-141



Membership Composition March 2026 Cumulative



Gender Composition March 2026 Cumulative

